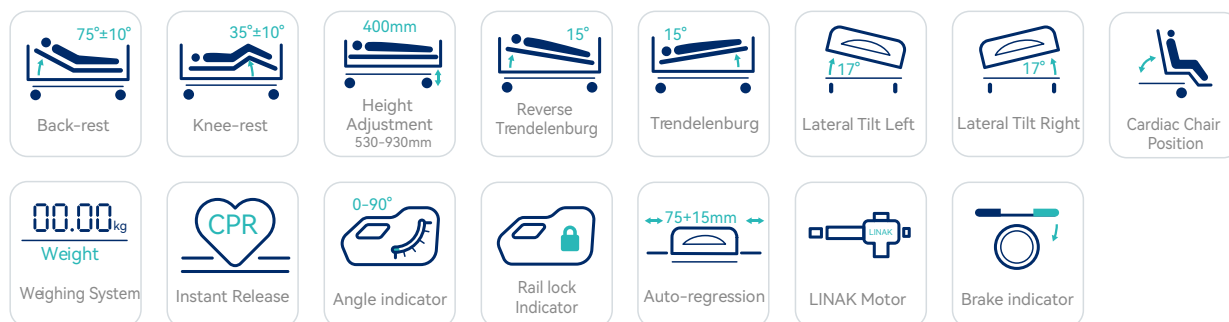




ICU Smart Bed

EXPERTO Z

We Provide Customized Overall Solutions
for Medical Equipment



PRODUCT SPECIFICATIONS

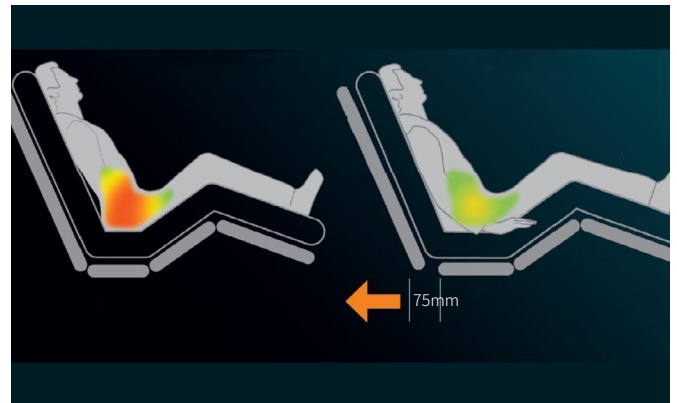
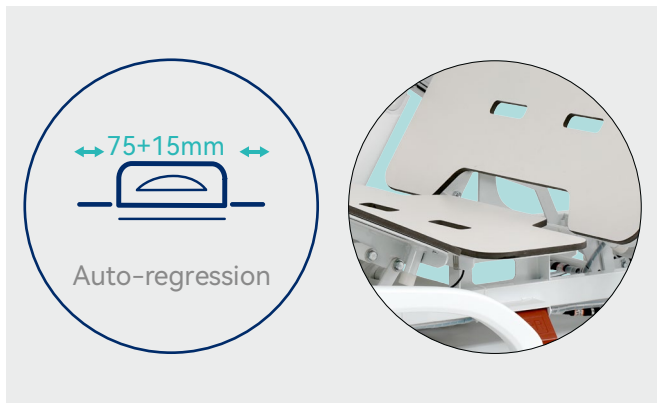
External Size (LxW)	2127x1070 mm	Reverse Trendelenburg	0-15°
Mattress Platform	1925x900 mm	Trendelenburg	0-15°
Safe Working Load	250 kg	Angle Indicator	0-90°
Height Adjustment	530-930 mm	Auto-Regression	75+15 mm
Back-Rest Adjustment	0-75° (±10°)	Position Line	30°
Knee-Rest Adjustment	0-35° (±10°)		

Linak Motor	2pcs
Telescopic Column Motor	3pcs
6" Double Side Secure® Castors, Central Locking	4pcs
PP Side Rail with Integrated LCD Control Panel	1set
PP Bed Ends with Safe Lock	1set
X-Ray Transparent Phenolic Resin Bed Platform	1set
Patent Angle Indicator	4pcs
Φ85mm Wall Bumper Wheel	4pcs
Trapeze Socket	2pcs
IV Pole	1set
IV Pole Provision	8pcs
Drainage Hook	4pcs
Central Locking Pedal	2pcs
ABS Mattress Retainer	6pcs
Hook Type LCD Control Panel at Foot End	1pc
Emergency Stop Button	1pc
Night Light	1set
Manual CPR	
Electric CPR	
Weighing System	

DUAL RETRACTION PATENTED DESIGN INNOVATIVE 75+15 mm

Pressure ulcers, or bedsores, result from prolonged pressure and friction on skin and underlying tissues.

- The dual retraction feature in a medical bed extends and distributes pressure evenly, reducing pressure concentration on the pelvic area.
- This design enhances patient comfort and prevents pressure ulcer occurrence proactively.
- The patented feature is applied to the backrest and thigh rest, retracting them by 75mm and 15mm respectively.
- Retracting these components extends the bed surface in the pelvic area, alleviating pressure and shear forces, thus minimizing pressure ulcer risk.
- The innovative design prioritizes patient well-being and offers a proactive solution for pressure ulcer prevention.




SOLID YET LIGHT MATTRESS PLATFORM

Full-body X-ray translucent bed platform

12mm thick phenolic resin bed platform for full-body X-ray functionality.

Enlarge the seat area when back part is raised, providing more comforts for the patients.

Reduce the depression of the sponge at the seat panel.



X-RAY EXAMINATION WITHOUT THE NEED TO MOVE THE PATIENT

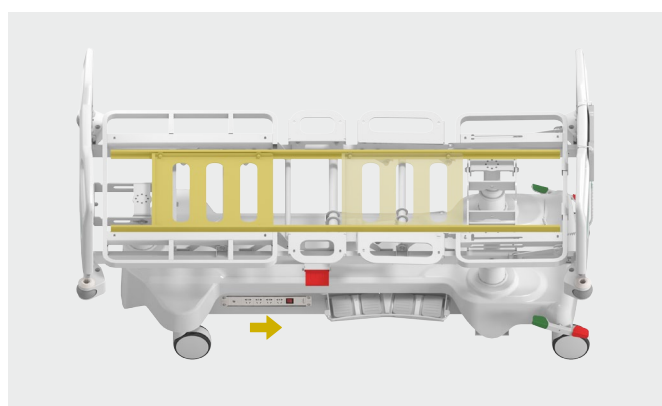
With 500*1800mm full-body X-ray translucence

Movable cassette holder size: 400*520mm

Wide area of radiotransparency.

It has an X-Ray cassette holder for full-body x-ray examinations, without moving the patient.

The X-ray tray holder fixed at the back section, easy for X-ray cassette film horizontally put out & put in, to avoid patient movement.



FULL-COVERAGE SAFETY SIDE RAILS

Patient safety and protection are vital. Effective prevention can avoid fall injuries. When one rail is lowered, the bed's turning function locks to prevent turning, ensuring patient safety from falls due to unique side rail safety measures.



SIDE RAIL

Just one-hand operation required to effortlessly release and lower the split safety siderail..

All it takes for the patient to get in and out of bed unhindered is to lower one safety siderail element in the centre of the bed.



Glasses holder



Angle Indicator



Backrest 30° Indicator Line



Backrest Angle Display at 30° and 45°



EASY OPERATION USING THE CONTROL PANEL “LIGHT”

Staff and patients benefit from the tailor-made convenience and care functions that are available on either side of the "light"-version control panel. The panel can be integrated in the split safety sides if required.



EASY BED ADJUSTMENT WITH THE “CONTROL PANEL LIGHT” VERSION

The “control panel light” version is always within easy reach of patients. The straightforward adjustment options are easy to understand even for people with cognitive impairment.

The “light”-version control panel is always at eye level for the patient.

FOOT PEDALS TO CONTROL

Each side has a set of foot pedals controlling bed height and tilts, with anti-mistake guard bar to prevent accidental activation.



PP BED ENDS WITH SAFE LOCK

Head and foot tilt angle indicator

Integrated mechanical tilt angle indicator on headboard and footboard.



The headboard and footboard can be unlocked and removed without tools to allow improved access to the patient.

LG Chem fresh PP material, plug in type.



The CPR position can be set even faster using the mechanical emergency lever under the mattress base.

One button stop, prevent the maloperation.



FUNCTIONAL FEATURES

The dual-function mattress retainer serves to not only prevents scratches on the bed frame's paint but also retracts the mattress to its place, and prevents mattress sliding.



Effective use of bed space is crucial. The "integrated bumper wheels" design with IV pole holes and universal D series $\Phi 85\text{mm}$ bumper wheels provide effective collision protection during bed transport.



One multi-outlet power strip (4 outlets) on each side, providing power for various ICU instruments.



SS IV pole, bearing 15kg.



6" Double side castors, central locking. TPR tire no worn out after running 10 km.

Anti-winding hard shell cover, united forming without bolts.

Pass dynamic test: pass obstacles 40000 times, under the standard 200kg load of the whole bed.

POSTURE FUNCTION

Back-Rest



Knee-Rest



Bed Height Min.



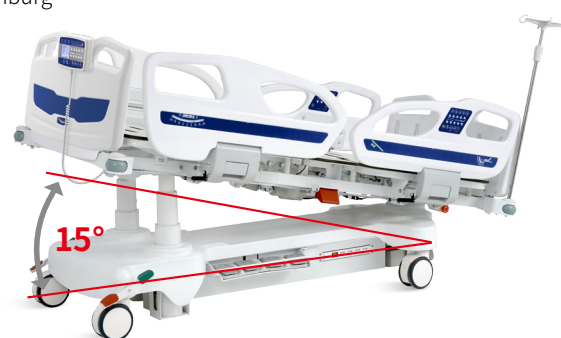
Bed Height Max.



Reverse Trendelenburg



Trendelenburg



Lateral Tilt Right



Lateral Tilt Left



Comprehensive Hospital Design Solutions




Toruscare has a complete industry chain targeting the global market.



Toruscare provides overall healthcare solutions.



Toruscare provides services for full coverage of target audiences.



Design and Development Excellence

At Toruscare, our strength lies in our robust design and development capabilities. Our dedicated team of engineers and designers continually push the boundaries of innovation, ensuring that our products are at the forefront of medical technology. From conceptualization to prototyping, we meticulously craft each product to meet the highest standards of functionality, durability, and ease of use.



Uncompromising Quality Control

Toruscare is deeply committed to quality, implementing stringent control measures at every manufacturing stage. Our state-of-the-art facilities, equipped with advanced testing and inspection tools, ensure each product meets rigorous standards. This dedication to excellence has earned the trust and loyalty of healthcare providers worldwide.



Global Reach, Local Touch

As a global company, Toruscare understands the diverse needs of different markets. We pride ourselves on our ability to deliver customized solutions that cater to the unique requirements of healthcare providers across the world. Our extensive distribution network and strategic partnerships ensure timely delivery and exceptional after-sales support, making us a trusted partner in the global healthcare community.



Care for All

TORUSCARE

Toruscare Sp. z o.o

Adress: UL. SPACEROWA 1C, 41-253 CZELADŹ, POLAND

Email: export@toruscare.com

Phone: +351 910200400